

# Region 9 Education Service Center Head Start



**Public Information Report**

**2008-2009**



# **Region 9 ESC Mission Statement**

**Committed to meeting the  
educational needs of all learners.**

In 1967, the Texas Legislature directed that the State Board of Education provide, by rules and regulations, for the establishment and operation of regional education service centers. Twenty regional service centers provide services to school districts. The centers are service organizations, not regulatory arms of the Texas Education Agency, and participation by schools in services of the centers is voluntary.

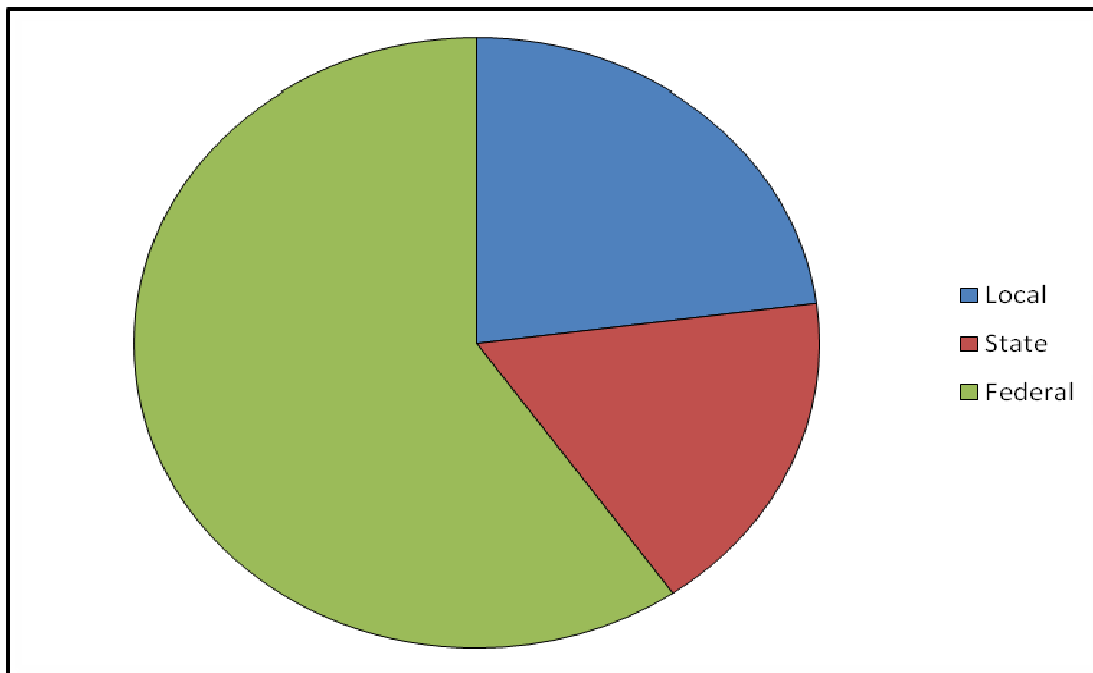
Each education service center is governed by a seven member board who are elected by members of local school districts. In addition, education service centers are directly accountable to the Texas Commissioner of Education.

**Statutory Purposes Regional Education Service Centers shall:**

- assist school districts in improving student performance in each region of the system;
- enable school districts to operate more efficiently and economically; and
- implement initiatives assigned by the legislature or the commissioner.

**Funding**

Region 9 Education Service Center receives funding from state, local and federal sources. Regional education service centers do not possess tax levying or bonding authority and rely on grants and contracts for funding. Revenues are from these three sources:



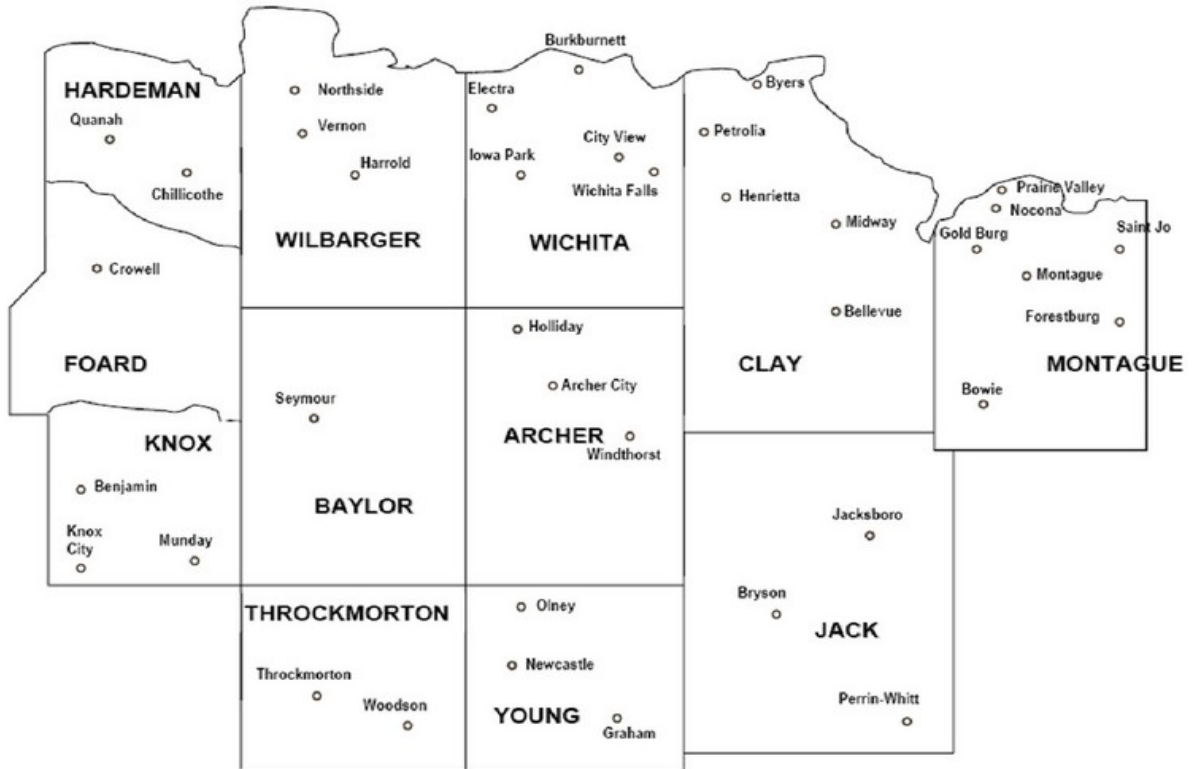
The Region 9 Education Service Center, located in Wichita Falls, Texas, provides technical assistance and consulting services to North Texas area school districts to help improve student performance and increase the efficiency and effectiveness of local school operations. Region 9 ESC assists in implementing initiatives assigned by the legislature or the Texas Commissioner of Education.

**Region 9 ESC:**

- Includes 38 school districts and 1 charter school
- Covers 10,634.5 square miles and 12 counties
- Provides service to over 39,718 students and 5,718 staff members located on 129 campuses.

**The staff members served include:**

- 3,134 Teachers
- 376 Professional Support Staff
- 175 Principals
- 72 Central Office Professionals
- 812 Para-professionals

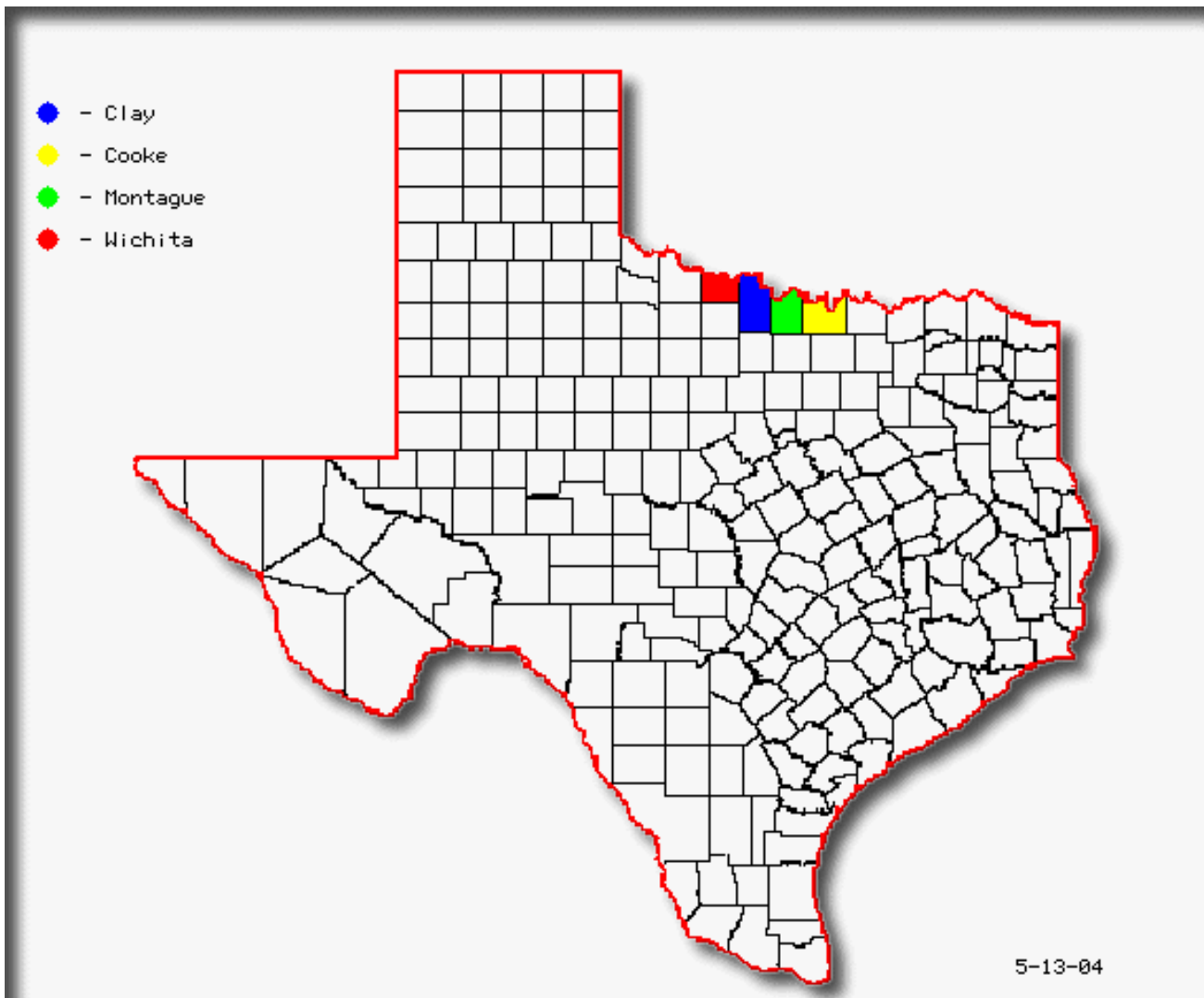




## **Head Start Mission Statement**

**The mission of the Region 9 Education Service Center Head Start of Clay, Cooke, Montague and Wichita counties is to:**

- **Enrich the lives of children and families, including children with special needs, who qualify for Head Start through academic and social services.**
- **Encourage families to actively participate in the Head Start program.**
- **Empower families to advocate for their children.**



The Region 9 ESC Head Start program serves children ages three and four and their families in nine school districts in four counties of North Texas covering a total of 3531 square miles:

- Clay – Henrietta ISD and Petrolia ISD
- Cooke – Gainesville ISD
- Montague – Bowie ISD and Nocona ISD
- Wichita – Burkburnett ISD, City View ISD, Electra ISD and Wichita Falls ISD

All teachers in the Region 9 Head Start program are certified teachers. Each classroom is a full-day program which provides comprehensive services in areas such as health, nutrition, mental health, and education. The program also serves children with disabilities and English Language Learners.

The Region 9 ESC Head Start program recognizes the importance of family involvement in the life of a young child. The program invites parents to be an integral part of the planning and implementation of activities in the classroom, while teaching the families to become advocates for their children.

Parents are encouraged to be involved in such things as:

- Site/campus parent committees/meetings
- Site/campus parent and child activities and special events
- Participating in classroom activities
- Parent/teacher conferences and home visits
- Activities to promote the Head Start Fatherhood Initiative
- Activities to promote the Head Start Healthy Marriage Initiative
- Activities to promote family literacy
- Activities to promote successful transitions to the next educational setting

Additionally, Family Service Workers assist families in accessing a variety of resources including WIC, ESL and GED classes, and training programs. The Region 9 ESC Head Start program accepts and embraces each child's individuality, ability level and family background.

The Region 9 ESC Head Start program recognizes that young children learn through active play, discovery, and interaction with peers and adults within their environment. The Head Start program helps provide a strong foundation to guide a child toward school readiness and success in order to be ready for kindergarten. The atmosphere in a Head Start classroom is one which provides a learning environment where children can develop at their own rate in a safe and caring atmosphere. Classrooms provide learning centers and developmentally appropriate experiences, as well as individualized activities which support a child's interest and ability level. Numerous opportunities are provided for children to build cognitive, motor, and social-emotional skills throughout the day. Head Start staff monitors progress to ensure each child's school readiness. Region 9 ESC Head Start provides a quality program of experiences which will influence a child for the rest of his/her life.

The Region 9 ESC Head Start program served 654 children and 615 families during the 2007-08 school year.

## Enrollment

**Region 9 ESC Head Start is funded for 560 children.**

Site	# Original Target Enrollment 2008-2009	# of Classes 2008-2009
Bowie	25	2
Burkburnett	56	3
City View	19	1
Electra	15	1
Gainesville	70	4
Henrietta	12	1
Nocona	27	2
Petrolia	8	1
Wichita Falls	328	24
Total	560	39

### Average Number of Children and Families Served Monthly Enrollment 2007-08

Months	Numbers	Percentage
August	596	106.43%
September	612	109.29%
October	616	110.00%
November	617	110.18%
December	617	110.18%
January	617	110.18%
February	617	110.18%
March	617	110.18%
April	617	110.18%
May	611	109.11%
June	53 *	94.6%

\*8 of the 9 school districts ended school by the end of May, 2008.

## 2007-08 Total Number of Children Served

### Child Demographics

Total Number by Ethnicity	Hispanic or Latino Origin	Non-Hispanic/Non-Latino
654	225	429

Total Number by Race	Black	White	Native American	Pacific Islander	Asian	Other	Unspecified	Multi
654	159	217	0	2	3	0	189	84

### Languages Spoken by Children

Total	English	Spanish	East Asian	European/Slavic
654	565	86	1	2

### Gender of Students

Gender	Male	Female
Number	314	340

### Disabilities

Total Enrolled	Total with Disabilities	Percentage Served with Disabilities	Developmental Impairment	Mental Retardation	Orthopedic Impairment	Speech Language	Visual / Blindness
654	89	13.6%	7	1	1	76	4

## Family Structure

### Parental Status

Number of Families	One Parent	Two Parents
615	341	274

### Employment

	Two Parent Households	One Parent Households
Two Parents Employed	83	
One Parent Employed	175	227
Two Parents Unemployed	16	
One Parent Unemployed		114

### Education Level of Parents

<HS Graduate	HS Graduate / GED	Some College / Associates	Bachelors' Degree	Number in Job Training or School
263	323	18	11	110

### Students Receiving Medical & Dental Services

	Number	Percentage		Number	Percentage
Medical	526	80.4%	Dental	619	94.6%

### Public Assistance

	Income Eligible for Head Start and Receiving Public Assistance	TANF/ Former TANF	SSI	WIC
Percentage	88.7%*	7.7%	6.2%	44.1%

\*6.2% of total enrollment comprise students who are classified as over-income.

\*5.1\* of total enrollment comprise students who are eligible by being in foster care.

### Children Having Primary Health Coverage

	CHIP	Medicaid	Private	Other	None
Percentage	1.7%	77.2%	5.8%	4.4%	11.6%

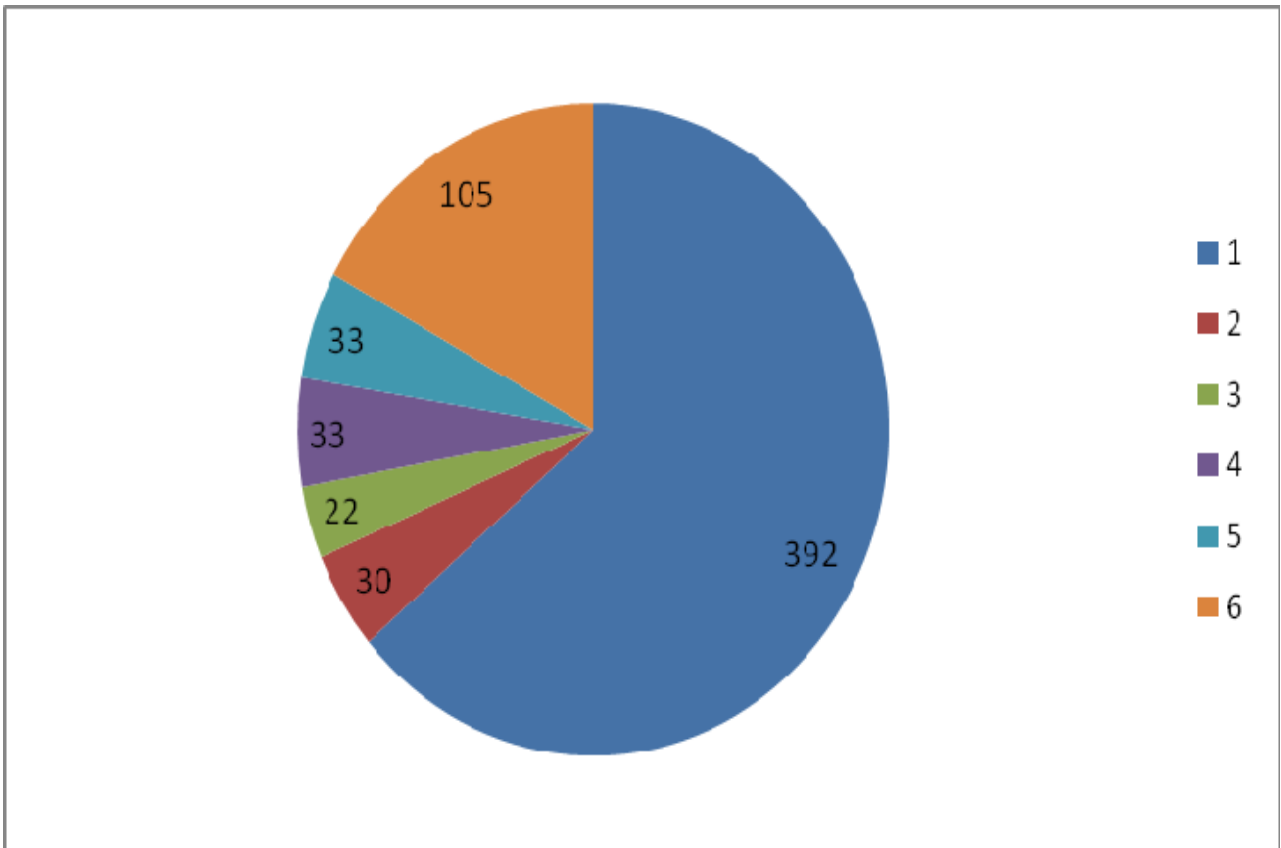
### Family Goal Setting Process in 2007-08

Number of Families	Number Setting Goals	%
615	586	95.2%

### Family Services During 2007-08

Emergency/Crisis Intervention	200
Housing Assistance (subsidies,utilities,repairs)	39
Transportation Assistance	96
Mental Health Services	126
English as a Second Language Training	23
Adult Education (GED, college selection)	63
Job Training	70
Substance Abuse Prevention/Treatment	2
Child Abuse/Neglect Services	27
Domestic Violence Services	7
Child Support Assistance	2
Health Education (including prenatal)	98
Assistance to Families of Incarcerated Individuals	7
Parenting Education	520
Marriage Education Services	3
Fatherhood	108
Number of Parent Meetings at HS Sites	80
Total Number of Families Receiving Services	548
Number of Homeless Families Served	9

## Region 9 Head Start Annual Family Income 2007-2008



<b>1</b>	<b>2</b>	<b>3</b>	<b>4</b>	<b>5</b>	<b>6</b>
\$0 - \$2,999	\$3,000 - \$5,999	\$6,000 - \$8,999	\$9,000 - \$11,999	\$12,000 - \$14,999	\$15,000 and over
392	30	22	33	33	105

## Head Start Teaching Staff

### Demographics

Total Teaching Staff by Race	Black	White	Native American	Pacific Islander	Asian	Other	Unspecified	Multi
85	6	63	0	0	0	0	15	1

Total Teaching Staff by Ethnicity	Hispanic or Latino Origin	Non-Hispanic/Non-Latino Origin
85	13	72

### Languages Spoken by Teaching Staff

Total	English	Spanish
85	85	8

### Minimum Education of Head Start Teachers

Number of Head Start Teachers	Bachelor Degree
42	42
Percentage	100%

### Number of Staff that were Former/Current Head Start Parents

Head Start Staff	Contracted Staff
15	4

### Volunteer Information

Total Number of Volunteers	Volunteers who are Former/Current Parents
145	103

# 2008-2009 Region 9 Head Start Budget

**Total Budget: \$3,272,704      Non-Federal Share: \$818,176**

**Personnel: ..... \$2,398,318**

**Fringe benefits: ..... \$272,190**

**Equipment: ..... \$0**

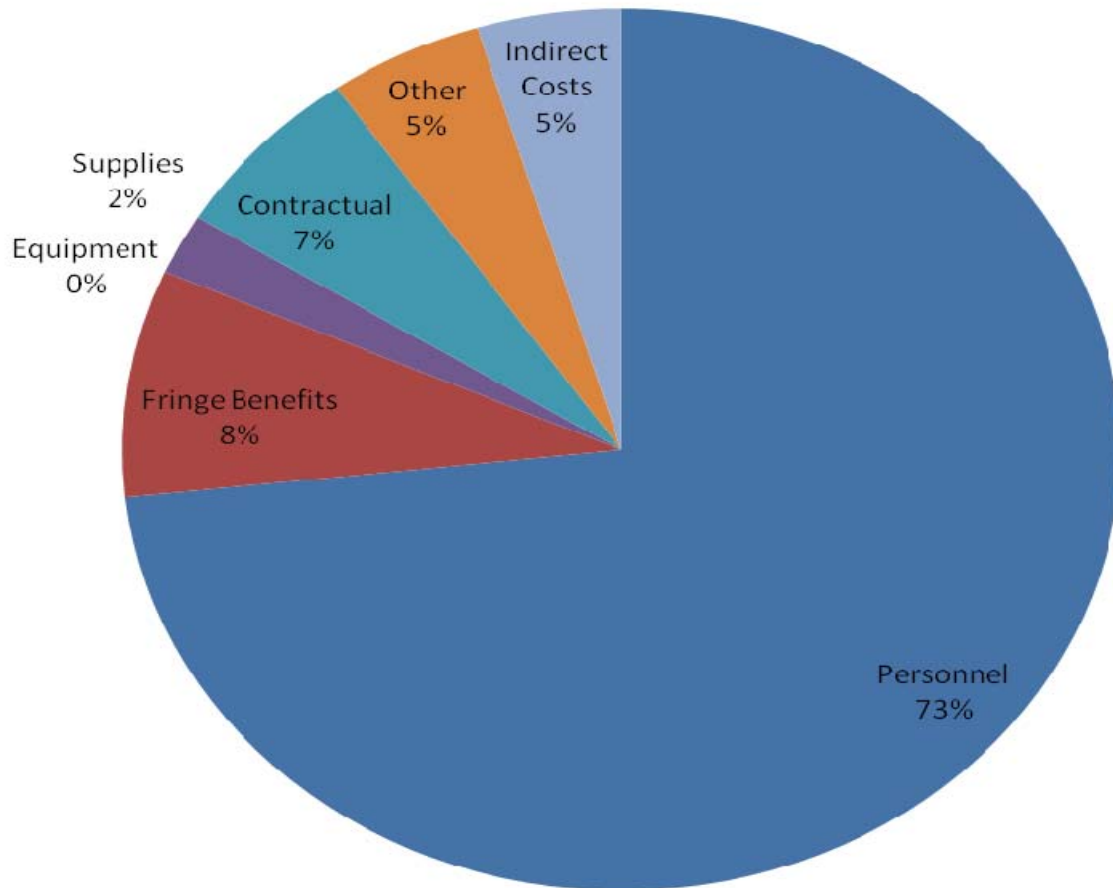
**Supplies: ..... \$72,963**

**Contractual: ..... \$212,105**

**Other: ..... \$163,958**

**Indirect Costs: ..... \$153,170**

## Budget Percentages 2008-2009



# **Region 9 Head Start Allocations 2008-2009**

**Bowie-\$128,991**

**Burkburnett-\$288,939**

**City View-\$98,033**

**Electra-\$77,395**

**Gainesville-\$361,174**

**Henrietta-\$61,916**

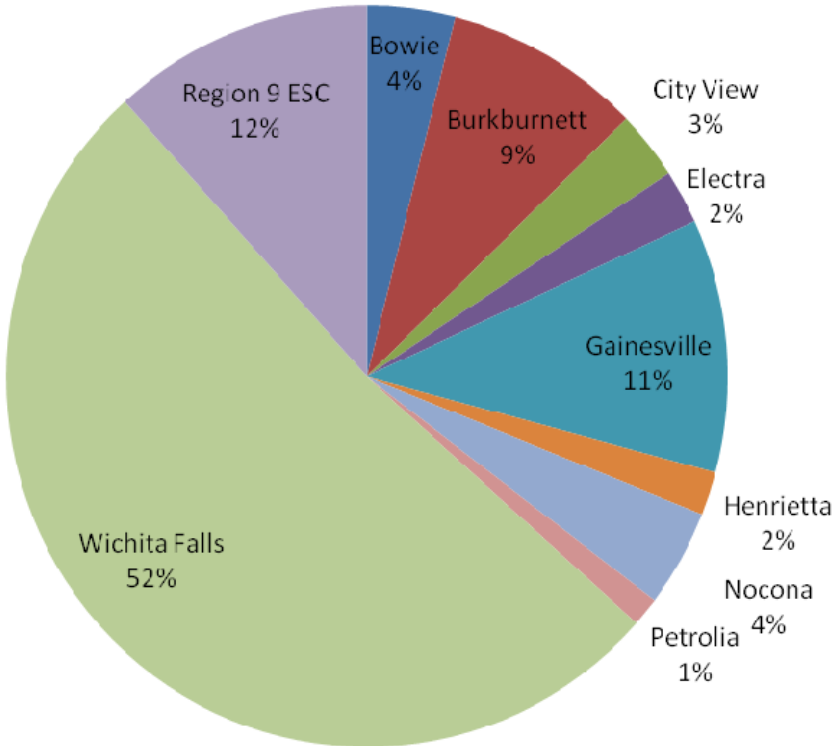
**Nocona-\$139,310**

**Petrolia-\$41,277**

**Wichita Falls-\$1,692,357**

**Region 9 ESC-\$383,312**

# HEAD START PERCENTAGE ALLOCATIONS 2008-2009



## Results from Triennial Federal Review 2005-06

Head Start is a nationally recognized program for child development and school readiness for children from low-income families. To ensure that local programs who receive federal funds fulfill the mission of providing a quality educational experience for young children, each program is subject to a comprehensive onsite review every 3 years. The federal agency responsible for each review is the Office of Head Start. The review ensures all programs are in compliance with the federal regulations known as the Head Start Performance Standards. Results from the most recent 2005-06 federal review are listed below.

### Fiscal:

- A compensation study was required to award Cost of Living Adjustment (COLA) funds

### Program Design and Management

- Policies and procedures were required for the program's operation
- Personnel files at several sites were incomplete
- Licensure for some personnel was inadequate
- The Community Assessment contained incomplete information

### Health and Safety

- 45-day and 90-day health and dental requirements for some children were not met
- Playground and building equipment at some sites was in need of repair
- Hand washing facilities at some sites were inadequate
- Equipment and flammable or dangerous materials were not properly stored at some sites
- Pedestrian safety was not offered to parents in a timely manner

**A follow-up review was conducted from 11/26/06 to 12/1/06 and all abovementioned items had been corrected.**

**Region 9 ESC Head Start is scheduled for the next triennial review during the 2008-09 school year.**

